



Potency Results

Sample Name: *Lemon Cookie Dough*

Pinnacle-Analytics.com
3549 Lear Way, Suite 101
Medford OR 97504
P:(541)300-8217

Matrix: Flower

Prep Analyst: Megan A.

Analysis Method: 0717363 H3 1-27-2025 #2.lcm

Sampling Method: N/A

Reference Method: JCB 2009: HPLC/DAD

Analysis Batch: 6-9-2025 H3 383 Flower

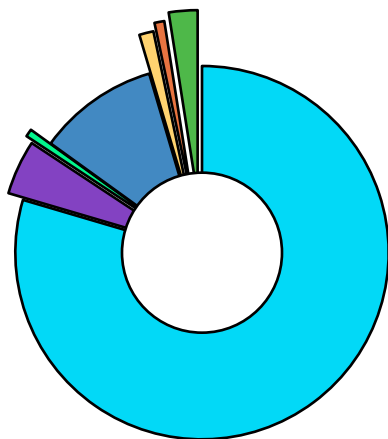
Date Sampled: 6/6/2025

Date Reported: 6/10/2025

Client License: N/A

For R&D Purposes Only

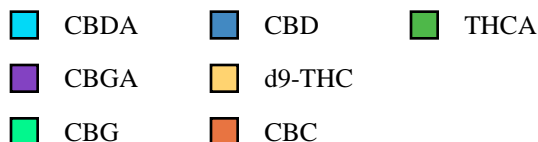
Total THC (THCA*0.877+d9-THC)	0.54%
Total CBD (CBDA*0.877+CBD)	12.7%
Moisture Content	9.4%




Cannabinoid	% Weight	mg/g
CBDV	<LOQ	<LOQ
CBDA	12.6	126.0
CBGA	0.749	7.49
CBG	0.105	1.05
CBD	1.66	16.6
THCV	<LOQ	<LOQ
CBN	<LOQ	<LOQ
d9-THC	0.195	1.95
d8-THC	<LOQ	<LOQ
CBC	0.135	1.35
THCA	0.393	3.93
Total Cannabinoids	15.84	158.0

*ORELAP Accredited Analyte

Limit Of Quantitation: 0.1%, analyte not measured



These test results may not be altered or reproduced except in full without the permission of Pinnacle Analytics. These results were generated following the Oregon Administrative Rules and in accordance with the NELAP Institute under ORELAP License #4152
Report generated by Flex_Potency_Rev1_2-9-2025


Kris Ford, PhD
Lab Director